

The Student Learning Centre

New interactive learning from CIPFA

CIPFA



> The future of CIPFA learning

Studying for a professional qualification isn't easy – it requires commitment, dedication and hard work. But easily accessible, user-friendly and up to date learning content that really engages the learner can make all the difference.

With that in mind, CIPFA has brought together all the essentials for successful study in one interactive, online learning environment, one of the first accountancy bodies to do so. The result is the CIPFA **Student Learning Centre** – a great new way to study and prepare for exam and career success.

Going beyond delivering the learning content the **Student Learning Centre** gives a range of features designed to connect students with both the content and fellow students – self-assessment tools, discussion forums and more.

To find out about the benefits of the **Student Learning Centre** just read on. For more on the features, turn overleaf for our walk-through guide illustrated with handy screenshots.

Visit www.cipfa.org.uk/currentstudents for a demonstration of this exciting new development in online study.

“It provides more flexibility for study. I learn more when a course is interactive.”

> Key features at a glance

Flexible Administration

- Easy online registration and payment (giving access to the content, tools and flexible exam entry over 2 sittings)
- Self-management of personal details
- View progress through each module

Personalisation

- Personalised homepage and noticeboard
- Online Initial Professional Development Scheme (IPDS) portfolio management
- Diary of key dates

Learning Content

- Interactive and downloadable learning content
- Forums to discuss specific topics
- Various options for printing content

Support

- Past exam papers, examiners' reports and study aids
- 'Ask the Tutor' help service
- Workshops
- Passcards in print format
- Day and block release courses (optional extra)
- Revision courses (optional extra)

The background of the page features light blue silhouettes of three people. On the left, a woman is shown in profile, looking thoughtful with her hand to her chin. In the center, another woman is shown from the waist up, looking towards the right. On the right, a man is shown from the waist up, looking towards the center. The silhouettes are semi-transparent and overlap each other.

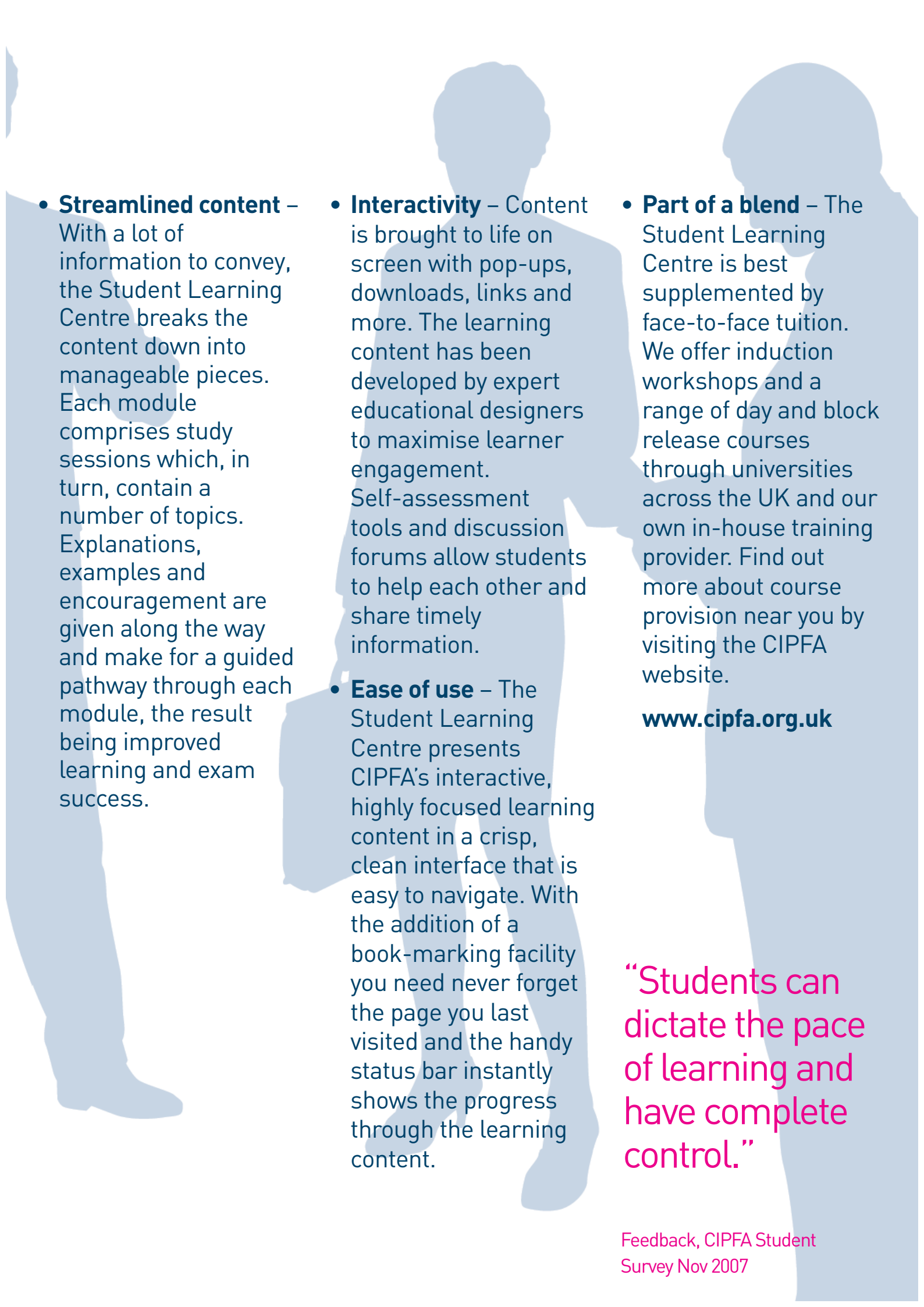
> The Student Learning Centre advantage

Studying for a professional qualification conjures up images of hours spent poring over textbooks and making copious notes. The Student Learning Centre changes that. It offers a range of tools that are delivered through an internet connection and your computer, removing some of the hard slog of studying.

“Less cumbersome than textbooks and easier to find the required information.”

Here are just a few of the advantages:

- **One port of call** – From registration to portfolio submission; from practising exam questions to discussing topics on the forums; all the study materials, tools, and support you need can be found in one place. The Student Learning Centre is the hub of the CIPFA student experience.
- **Flexibility** – The Student Learning Centre is online, so it can be accessed anytime and any place. For those times when an internet connection isn't available, the content is also available in a 'static' format. Simply go back to the online format when possible to use the interactive features.



- **Streamlined content** – With a lot of information to convey, the Student Learning Centre breaks the content down into manageable pieces. Each module comprises study sessions which, in turn, contain a number of topics. Explanations, examples and encouragement are given along the way and make for a guided pathway through each module, the result being improved learning and exam success.

- **Interactivity** – Content is brought to life on screen with pop-ups, downloads, links and more. The learning content has been developed by expert educational designers to maximise learner engagement. Self-assessment tools and discussion forums allow students to help each other and share timely information.

- **Ease of use** – The Student Learning Centre presents CIPFA's interactive, highly focused learning content in a crisp, clean interface that is easy to navigate. With the addition of a book-marking facility you need never forget the page you last visited and the handy status bar instantly shows the progress through the learning content.

- **Part of a blend** – The Student Learning Centre is best supplemented by face-to-face tuition. We offer induction workshops and a range of day and block release courses through universities across the UK and our own in-house training provider. Find out more about course provision near you by visiting the CIPFA website.

www.cipfa.org.uk

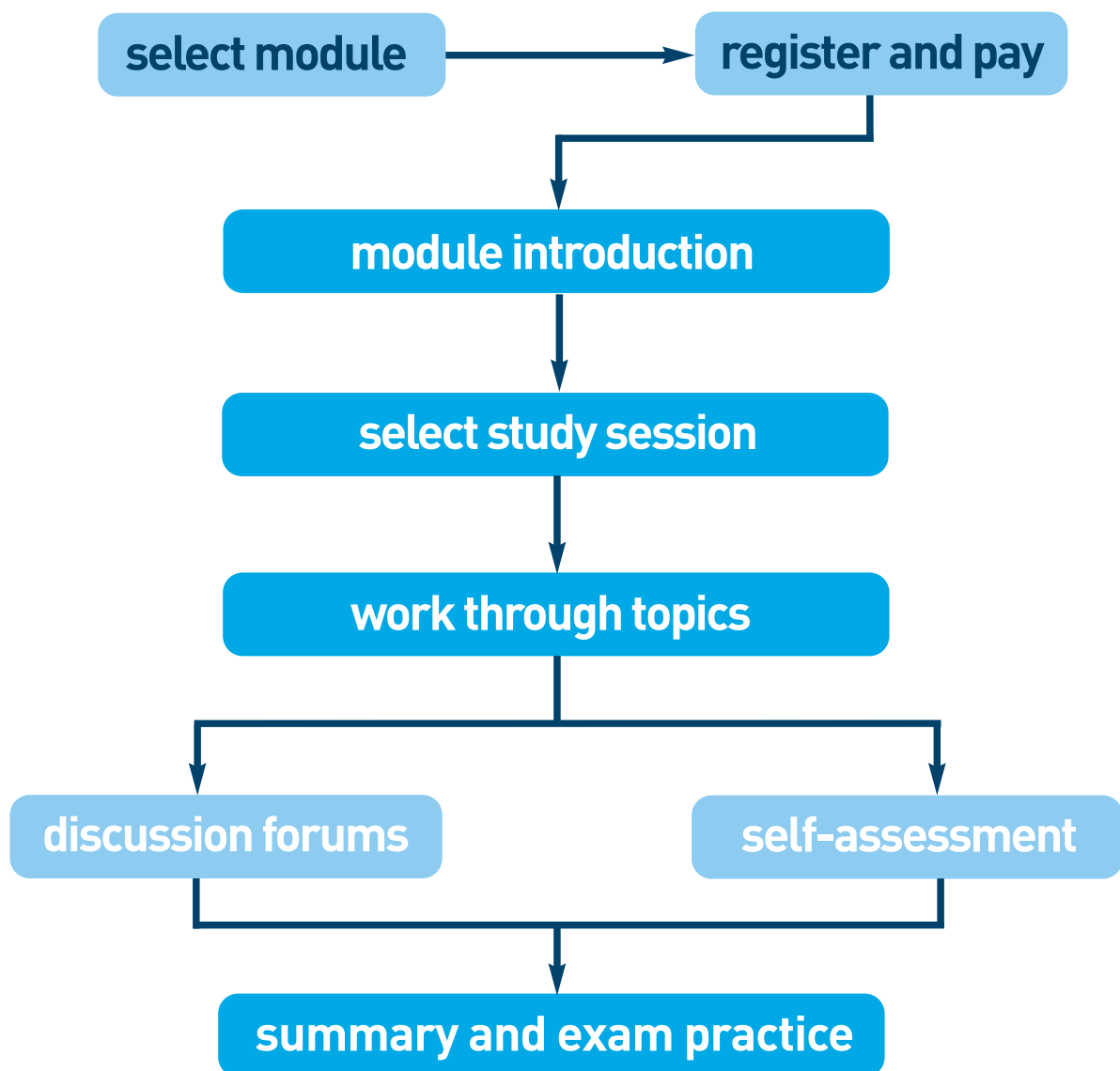
“Students can dictate the pace of learning and have complete control.”

> Overview

The Student Learning Centre contains all the administration and learning tools required to study with CIPFA in one easy to use system.

The diagram shows the typical route through the Student Learning Centre from registering for a particular module, working through the learning content and on to completion.

The following sections of this leaflet give more detail on each of these steps as well as more information on the networking elements of the Student Learning Centre.



> Getting started

Registering with CIPFA and purchasing your first module is quick and easy. Simply complete the online registration form, where you will select and purchase your first module, then log on to the Student Learning Centre and start studying for success!

Further modules can be purchased from within the Student Learning Centre, so you only need to register once.

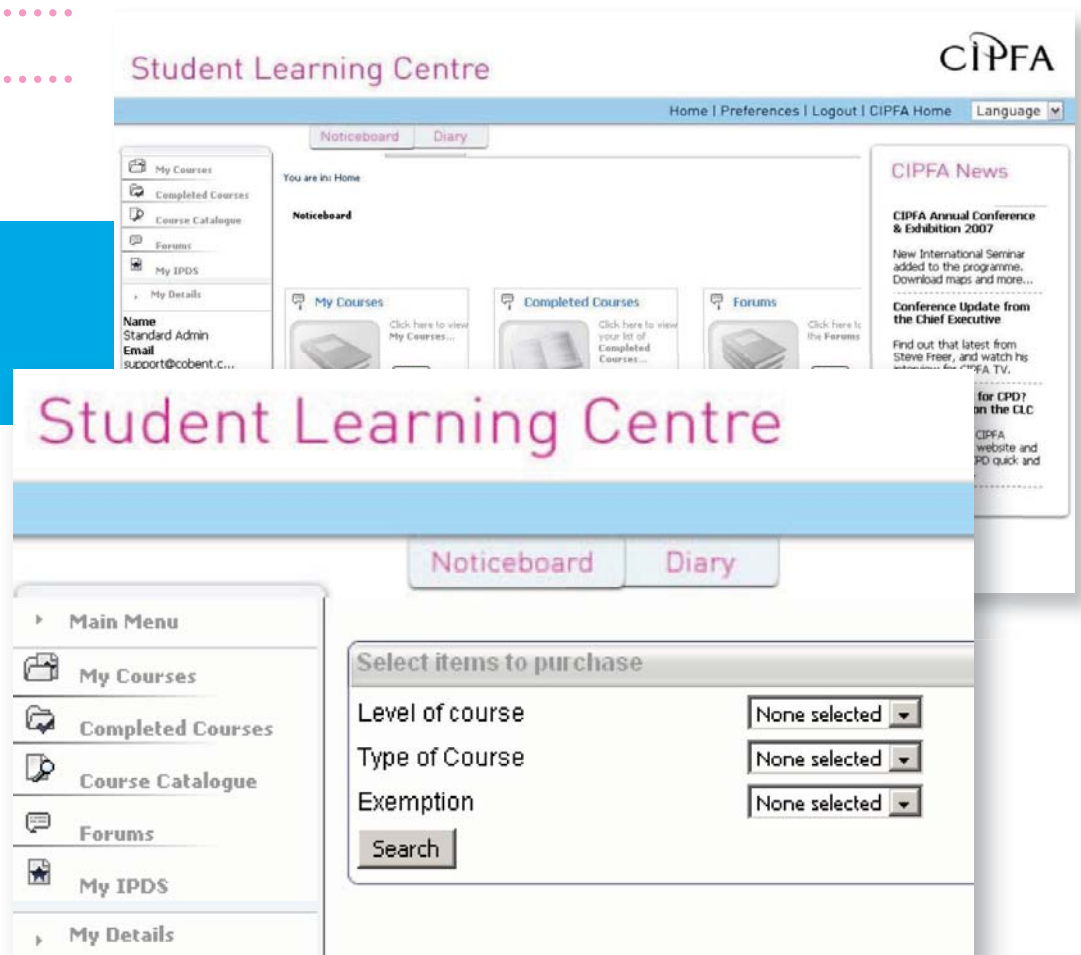
Payment can be made directly online, via credit card, or by your employer.

Registering for a module also includes your exam entry for the module over the next two sittings.

Once you have registered for the module you can begin your learning, working through the content at your own pace and convenience.

.....
Easy registration
.....

crisp, clean interface



> Moving through the pages

Each module contains study sessions, which begin with a welcome and an overview of the objectives of the session.

Working through the pages you will see links to open up further information or prompt you to visit more learning content elsewhere.

The content itself includes scenarios and examples which you will recognise and be able to connect with.

Moving through the pages there will be opportunities to reflect on the learning so far with feedback provided on the key concepts.

The image displays two overlapping screenshots of a web application interface. The top screenshot shows the 'Objectives' section, which includes a list of three bullet points: 'Describe the alternative types of economic systems employed to tackle the basic problem of scarce resources', 'Classify alternative economic and political ideologies', and 'Explain the evolution of political and economic ideology in the UK since the end of the Second World War.' The bottom screenshot shows the 'Welcome' section, which includes a 'Welcome' heading, a paragraph of introductory text, and three key topics. The interface also features a 'Client Logo' placeholder and navigation buttons such as 'Help?', 'Exit', 'Print', 'Back', and 'Next'.

engaging content

Clear pathways through each module

> Interacting with the content

The highly focused content has been carefully designed to include interactive learning tools and self assessments that promote better retention of information.

Self assessment questions allow you to input answers directly on the page and submit. Pop-ups and links

on the pages draw you further into the content bringing the pages to life. The discussion forums give you the opportunity to share ideas with fellow students.

This interactivity gives you a more engaging and enjoyable experience.

Interactivity

AT THE HEART OF PUBLIC SERVICES Political ideologies, economic systems and models of public policy making

Economic Systems

Free-market economies

We again need to consider three questions, starting with 'What is a free-market economy?'

In a free-market economy, land and capital is privately owned and all economic decisions are made by individuals and firms, generally in their own self interest.

In this situation (known by economists as a 'perfect market'), firms try to maximise their profits, consumers try to get the best value for money and workers try to

The price mechanism

The key to a free-market economy is the price mechanism. If there is a shortage of a good then the price will tend to rise. This may have two effects: fewer consumers will buy the good and producers will be encouraged to produce more. Both these effects act to reduce the shortage. The effect of the price mechanism is to make demand equal to supply.

Print Back Next

AT THE HEART OF PUBLIC SERVICES Political ideologies, economic systems and models of public policy making

Economic Systems

Newrichovia - a mixed economy?

Once you have read the various comments, think for the final time about the Newrichovia case study, this time to assess how effectively a mixed-market economy might operate.

[Font] b i [List Icons]

Type in your answer and/ or attach a document, then click the Submit button.

Attach (Not more than 300 K)
Attached Title.doc

Submit

Exam Tip Print Back Next

Next Page

self-assessment

> Completing each module

At the end of each study session there is a summary of what you have learnt. You can also download specimen questions and answers, as well as past papers and other exam-focused help.

Once you have completed a study session move on to the next one you choose, in any order, until the module is completed. The handy status bar will show you how far you have progressed through the module.

Each module is designed to ensure you are fully aware of all the topics that you might be examined on.

Having accessed all the module content for the first time you can move freely between topics, matching the theory to real-life scenarios at your organisation.

at your
own pace

Summary

Session Resources

Having completed your study of this session, you may want to study certain topics in more depth.

For further study of ideology and the British political parties see:

- Jones, B, D Kavanagh, M Moran and P Norton (2004) Politics UK, 5th edition. Harlow: Pearson. Chapter 4.
- Budge, I, I Crewe, D McKay and K Newton (2004) The New British Politics, 3rd edition. Harlow: Pearson. Chapter 14.

For further study of the political and economic changes in the period 1945–97 see:

- Budge, I, I Crewe, D McKay and K Newton (2004) The New British Politics, 3rd edition. Harlow: Pearson. Chapter 3.
- Rose, A and A Lawton (1999) Public Services Management. Harlow: Prentice Hall. Chapters 1 to 4.

[Download Specimen Questions](#)

[Download Specimen Answers](#)

Summary and more
resources

Summary

Session Summary

This first study session of the module introduced some of the underlying ideas that we will return to in many of the later sessions:

- the key economic systems
- the main categories of political thought
- economic and political history since 1945.

> Networking, groups and IPDS

One of the great things about studying online is the opportunity it provides for developing networks and engaging with others.

The Student Learning Centre allows you to join a study group based around your course provider, your employing organisation or sector.

The centre allows you to share ideas and best practice in 'My Forums' – giving you the opportunity to network with peers, tutors and other professionals.

Students will be able to maintain their workplace experience online. All the elements of the Initial Professional Development Scheme (IPDS) portfolio can be managed via the Student Learning Centre. No paper, no postage, no spiral binding – simply store all your evidence and narratives in My IPDS and submit for assessment!

.....
Forums for each topic
.....

Element	Progress	Action	IPDS
IPDS Submission	1 / 1	Completed	View
IPDS Submission 2	0 / 1		View

Name: Standard Admin
Email: support@cobent.c...
SMS: None
Group(s): Default

networking opportunities

> Need to know more?

To find out more about the Student Learning Centre please contact the CIPFA Education and Training Information Service on:
T 020 7543 5678
E etis@cipfa.org

If you would like to write to us, our postal address is:

CIPFA
3 Robert Street
London
WC2N 6RL

Alternatively, for further information, please visit our website:
www.cipfa.org.uk/learning_centre

Technical Requirements

The Student Learning Centre requires a PC and internet connection (this does not have to be broadband) to access the learning content and interactive tools.

All web browsers must have JavaScript enabled. To gain the most from the Student Learning Centre, pop-up blocking software will need to be disabled.

Minimum specifications for accessing the Student Learning Centre are:

- Windows 2000/XP/Vista with Internet Explorer 6 or 7 or Firefox 2
- OR Mac OS X running Netscape 7/Safari 1.2